

Toolbox Talk



Lifting Operations

Lifting operations can be a hazardous activity if not properly planned and carried out. Safe lifting operations will depend on:

- Thorough pre-planning of each lifting operation.
- The availability of suitable lifting equipment, which is properly maintained.
- Provision of adequate information, instruction, training and supervision for everyone involved.
- Compliance with safe systems of work, as detailed in risk assessments and method statements (lifting Plan).

Planning a lifting operation:

The planning of a lifting operation should be carried out by a person with sufficient training, practical and theoretical knowledge and experience, appointed to be responsible for planning and supervising the tasks. This person is known as the *competent person* in LOLER or the *appointed person* in BS 7121, *Code of Practice for the safe use of cranes*.

The competent (appointed) person must ensure the planning for each task includes:

- Identifying the tasks to be undertaken, the location and sequence of operation.
- Surveying the site so that the task and any hazards can be identified, including an assessment of the ground conditions.
- Categorizing the lift, which depends on an assessment of the hazards associated with the environment in which the lift is to take place and those associated with the load.
- Carrying out a risk assessment and identifying the measures to control the risks.
- Developing the method to be used and recording this in a Lift Plan. The length and detail of this document depends on the complexity of the lift.
- Selecting the lifting equipment and accessories. The load capacity charts for the lifting equipment need to be consulted. All lifting equipment and accessories must be marked with their safe working load (SWL).
- Communicating the plan to all those involved in the lift.
- Reviewing the plan before the job starts to ensure that no aspects of the lift operation have changed.



Control of Lifting Operations:

It is essential that a lift operation is controlled by suitably trained and competent people.

- Competent (appointed) person, has overall responsibility for the lift.
- Lift (crane) supervisor, supervises the lift on behalf of the competent person working to the lift plan.
- Operator, operates the lifting equipment within its permitted duties in accordance with the method statement.
- Slinger/signalman, connects lifting accessories to the load signals the lift to the operator and detaches the lifting accessories once the load have safely positioned.

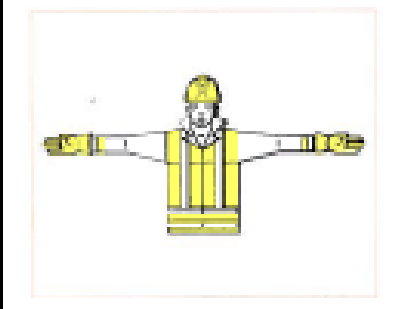

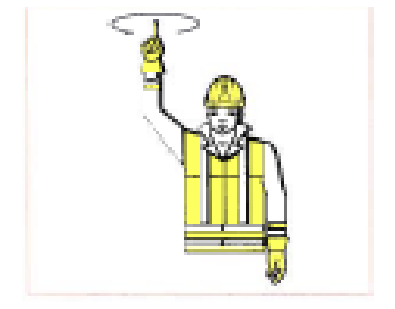


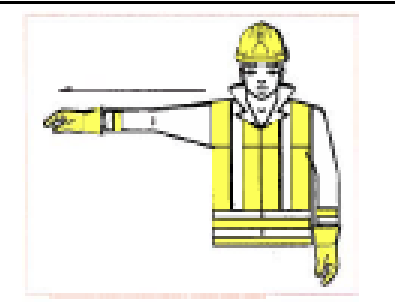






Toolbox Talk



**INLAND
WATERWAYS
ASSOCIATION**

Lifting Operations (contd)

Recognized hand signals

		
Start	Stop	Raise
		
Lower	Left	Right
		
Horizontal distance	Vertical distance	Move backwards
		
Move forwards	Danger	End

The signaller should stand in a secure position, where they can see the load and can be clearly seen by the lifting equipment operator, and they should face the operator if possible. Each signal should be distinct and clear. These signals have been produced from BS 7121 *Safe use of cranes – General*.